



Journal homepage
www.ajas.uoanbar.edu.iq

Anbar Journal of Agricultural Sciences
(University of Anbar – Agriculture College)



REMEDIAION TECHNIQUE FOR CADMIUM CONTAMINATED GROUNDWATER: A SYSTEMATIC REVIEW

N. M. T. Jebril*¹ R. Boden² C. Braungardt³

¹Department of Biology, College of Sciences for Women, University of Babylon, Iraq.

²School of Biological and Marine Sciences, University of Plymouth, Drake's Circus,
Plymouth PL4 8AA, United Kingdom

³Consultant at Challenging Habitat

*Correspondence to: Nadia M. T. Jebril, Department of Biology, College of Sciences for Women, University of Babylon, Iraq.

Email: nadia.tawfiq@uobabylon.edu.iq

Article info

Received: 2023-04-27

Accepted: 2023-05-26

Published: 2023-06-30

DOI-Crossref:

10.32649/ajas.2023.178800

Cite as:

Jebril, N. M. T., R. Boden., and C. Braungardt. (2023). Remediation technique for cadmium contaminated groundwater: a systematic review. Anbar Journal of Agricultural Sciences, 21(1): 1-18.

©Authors, 2023, College of Agriculture, University of Anbar. This is an open-access article under the CC BY 4.0 license

<http://creativecommons.org/licenses/by/4.0/>.



Review Article

Abstract

Heavy metal pollution in soil has seriously affected the living environment of human beings. Among all heavy metal pollutants in soil, cadmium (Cd) is one of the most difficult to migrate. Therefore, this systematic review includes the remediation techniques of Cd-contaminated groundwater that using. Different remediation techniques, including pump and treat, permeable reactive barrier, adsorption, biosorption, electrochemical, precipitation, ion exchange and bioremediation are reviewed. The advantages and disadvantages of some remediation technologies for cadmium from groundwater are outlined in order to assist the selection of a suitable technology for a groundwater remediation project. Bioremediation is a common remediation strategy used with low Cd concentrations due to the ability of the bacterial cells to bioremediate Cd.

Keywords: Adsorption, Bioremediation, Cadmium, Groundwater, Remediation.

تقنية معالجة المياه الجوفية الملوثة بالكاديوم: مراجعة منهجية

نادية محمود توفيق جبريل^{1*} رج بودين² جارلوت بينكارت³

¹قسم علوم الحياة، كلية العلوم للبنات، جامعة بابل، العراق.

²كلية العلوم البيولوجية والبحرية، جامعة بليموث، دريك سيرك، بليموث PL4 8AA، المملكة المتحدة.

³مستشار بمؤسسة Challenge Habitat

*المراسلة الى: نادية محمود توفيق جبريل، قسم علوم الحياة، كلية العلوم للبنات، جامعة بابل، العراق.

البريد الإلكتروني: nadia.tawfiq@uobabylon.edu.iq

الخلاصة

أثر التلوث بالمعادن الثقيلة في التربة بشكل خطير على البيئة المعيشية للإنسان من بين جميع أنواع التلوث المعدني الثقيل، يعد الكاديوم (Cd) من أصعب الملوثات في التربة من حيث الهجرة. لذلك، تتضمن هذه المراجعة المنهجية تقنيات معالجة المياه الجوفية الملوثة بالكاديوم. تتم مراجعة تقنيات المعالجة المختلفة، بما في ذلك المضخة والمعالجة، والحاجز التفاعلي القابل للاختراق، والامتصاص، والامتصاص الحيوي، والكهروكيميائية، والترسيب، والتبادل الأيوني، والمعالجة الحيوية. تم توضيح مزايا وعيوب بعض تقنيات معالجة الكاديوم من المياه الجوفية من أجل المساعدة في اختيار التكنولوجيا المناسبة لمشروع معالجة المياه الجوفية. المعالجة الحيوية هي إستراتيجية علاج شائعة تستخدم مع تراكيزات منخفضة من الكاديوم بسبب قدرة الخلايا البكتيرية على المعالجة الحيوية للقرص المضغوط.

كلمات مفتاحية: كاديوم، مياه جوفية، التلوث، المعادن الثقيلة.

Introduction

Human in order to make contaminated groundwater suitable for drinking, agriculture, or domestic and industrial purposes, remediation techniques need to be applied. The selection of the remediation techniques depends on a number of factors: the type of pollutant, the purpose of the remediation project, the financial plan, the period, and the required removal efficiency. In water, Cd occurs in the dissolved state as the hexaquaquadium (II) complex ($[Cd(H_2O)_6]^{2+}$) and inorganic complexes (e.g., chloro or sulfate). Within the water column Cd also occurs and is transported in combination with colloids, either inorganic (clay, oxides) or organic (humic substances) or with biological cells (viruses, bacteria, phytoplankton) (45). The chemistry of these colloids varies according to their origin, functional groups at the surface, and within their structures, which affects the strength of complexes they form with different elements. In rivers and aquifers, Cd transport by colloids can be important and is affected by the water flow rate, pH, presence of competing cations, dissolved organic matter, and the ionic strength of the water (94). Therefore, the design of remedial treatment requires the consideration of both dissolved and colloidal transport of Cd.

As Cd is an element that cannot be chemically or biologically degraded or oxidised and has low volatility, a range of treatment techniques can be excluded from consideration:

- Air sparging and soil vapour extraction (SVE) techniques are only suitable for volatile and semi-volatile compounds. The air sparging technique (also known as air stripping) involves the injection of compressed air into the saturated zone of groundwater to evaporate compounds, which depends on their Henry's law constant, in the unsaturated area of groundwater (21).
- Chemical oxidation techniques involve the addition of strong oxidising chemicals to degrade oxidisable organic compounds.
- Bioventing and bioslurping techniques involve the aerobic biodegradation of other compounds, such as fuel residuals and volatile organic compounds, by increasing the activities of indigenous microbes, which are present in groundwater and soil, and releasing oxygen or air to improve the process of biodegradation (67).

Pump and treat technique: The pump and treat technique is suitable for volatile and non-volatile compounds, including Cd contamination. It involves pumping groundwater to the surface, where it is treated before returning. Examples of surface treatment options include chemical precipitation, ion exchange, adsorption, and bioremediation (83), some of which will be covered in more detail below.

Permeable reactive barrier techniques: Permeable reactive barrier techniques contribute to the prevention of contaminants from reaching the aquifer by the installation of gates or barriers in the flow path of groundwater. The barriers are installed as a vertical wall, within which groundwater contamination is treated by precipitation or absorption within the barrier materials. The barrier materials can be physical, chemical, or biological, or a combination of these materials (6). Elementary iron has shown efficient Cd removal, such as nanoscale zero-valent iron (nZVI), which is used to remove cadmium by the isolation of the Cd²⁺ ions on nZVI through an adsorption process (7).

Adsorption techniques: Cd adsorption techniques have been applied using a variety of adsorbent materials, such as agricultural wastes, granular activated carbon, and industrial wastewater with specific properties (Table 1). The adsorption process involves the concentration of cadmium on the surface of the surfactants via the van der Waals force (such as hydrogen bonds), which occurs between the adsorbates (i.e., Cd ions) and molecules of the adsorbents (58). In addition, chemical sorption contributes by forming new chemical compounds. Table 1 shows the capabilities of some adsorbent materials, which have been used for Cd adsorption in the range of 0.009 to 0.87 mmol Cd/g surfactant. Surfactants differ in their abilities to bind Cd, whereby the availability of sufficient functional groups with reliable and stable binding characteristics is critical for effective Cd adsorption. For example, bagasse carbon is widely used for Cd adsorption, for which a reasonable adsorption rate (0.04 mmol Cd/g) is recorded, due to having carboxylic and lactonic groups (53). Agricultural waste sorbents showed better adsorption rates, for example, *Cocos nucifera* L. adsorbed 0.38 mmol Cd/g, and sunflower stalks adsorbed 0.37 mmol Cd/g. The adsorption process of these sorbents occurs by Cd binding to various functional groups, such as hydroxyl, carboxyl, amino, sulphate, and phosphate groups.

Table 1 Cadmium adsorption capacities of some adsorbent materials of different studies.

Adsorbent materials	Adsorption capacity (mmolCd/g surfactant)	Reference
Carbon nanotubes	0.009	(44)
<i>Ceiba pentandra</i> L. (Gaertn hulls)	0.17	(72)
<i>Cocos nucifera</i> L.	0.38	(53)
<i>Radix luteola</i> Lamarck	0.17	(63)
<i>Zea mays</i> L. (raw corn stalk)	0.02	(96)
Sunflower stalks	0.37	(80)
<i>Olea europaea</i> (stone carbon)	0.04	(15)
<i>Prunus persica</i> (stone carbon)	0.04	
<i>Limonia acidissima</i> (wood apple) shell	0.24	(76)
<i>Olea europaea</i> (stone carbon)	0.05	(58)
<i>Zea mays</i> L. (corn cob)	0.04	(43)
<i>Juglans regia</i> L. (walnut tree sawdust)	0.05	(60)
<i>Acidosasa edulis</i> (bamboo charcoal)	0.1	(87)

Biosorption techniques: In addition to the surfactants mentioned above, plants, algae and microorganisms have been used as biosorbents for Cd. Biosorption involves the adsorption of molecules or elements on the surface of biosorbents, which may be inactive, dead, or living biomass. Adsorption occurs via the functional groups on the surface wall of the biomass, including carboxyl, ketones, and aldehyde groups. Biosorption can be more effective in dormant (inactive) organisms than live ones because the inactivation process may increase the number of anionic ligands at the cell surface (22, 36 and 39). Different processes are involved in the biosorption, in addition to the adsorption process, which includes ion exchange, chelation, complexation, and surface precipitation. Ion exchange is well-known for being the central part of the biosorption, which involves the exchange of elements existing on the surface of the organism, with dissolved Cd (85). Following the adsorption or ion exchange processes, chelation and complexation can occur, whereby stable bonds between an adsorbed Cd ion and the ligand(s) on the organism's surface are formed.

The specific process and capacity of biosorption generally depend upon the composition of the biosorbent, in particular, the type of molecules in the cell walls and density of available functional groups that act as ligands. Table 2 shows the wide range (spanning seven orders of magnitude) of biosorption capacities of some plants, algae, fungi, yeasts, and bacterial species that have been used previously for the removal of Cd. Alga recorded high biosorption rates, ranging from 117 to 810000 nmol Cd/g dry biomass. Cell walls of algae are mainly composed of alginate ($C_{12}H_{20}O_{12}P_2$, Figure 1A),. Some fungi also recorded high biosorption rates, reaching up to 730 μ mol Cd /g dry biomass, facilitated by chitin in their cell wall (Figure 1B). Chitin contains two molecules of beta-1, 4-linked *n*-acetylglucosamine, which provides enough groups for binding Cd (75).

Plants and bacteria have recorded biosorption capacities ranging from 0.038 to 133 and 101 to 2473 (nmol Cd /g dry biomass), respectively. The main binding sites on plant cell walls are hemicellulose ($C_5H_{10}O_5$), pectin ($C_6H_{10}O_7$), and cellulose ($C_6H_{10}O_5$) (Figure 1C). Bacterial cell walls are mainly composed of peptidoglycan ($C_9H_{17}NO_7$), which contains two

molecules of *n*-acetylglucosamine (NAG) and *n*-Acetylmuramic acid (NAM), which provide ligands for binding Cd.

Table 2 Biosorption capacities for Cd of some plants, algae, fungi, yeasts and bacterial species derived biomass, used as biosorbents for the removal of cadmium.

Species	Removal capacity (nmol Cd/g dry biomass)	Reference
Plant		
<i>Luffa cylindrica</i>	0.038	(14)
<i>Tectona grandis</i>	88	(71)
<i>Triticum aestivum</i>	133	(60)
Algae		
<i>Chlorella coloniales</i>	40000	(30)
<i>Scenedesmus obliquus</i>	338	(14)
<i>Parachlorella sp.</i>	810000	(17)
<i>Mucor rouxii</i>	117	(90)
<i>Padina sp.</i>	530	(38)
<i>Spirulina platensis</i>	622	(70)
<i>Sargassum glaucescens</i>	200	(57)
Fungi		
<i>Aspergillus terreus</i>	10856	(50)
<i>Trichoderma koningii</i>	729653	
<i>Tetraselmis suecica</i>	70284	(66)
<i>Phanerochaete chrysosporium</i>	622	(63)
<i>Lentinus sajor-caju</i>	1094	(9)
<i>Trametes versicolor</i>	106	(5)
<i>Agaricus bisporus</i>	61	(58)
<i>Lactarius piperatus</i>	58	
Yeast		
<i>Saccharomyces cerevisiae</i>	7.6	(48)
<i>Saccharomyces cerevisiae</i> pYD1-T68CadR	5.3	(81)
Bacteria		
<i>Bacillus cereus</i> RC-1	275	(29)
<i>Bacillus circulans</i>	231	(92)
<i>Pseudomonas putida</i>	71	(64)
<i>Halomonas</i> BVR 1	106	(69)
<i>Streptococcus equisimilis</i>	560	(15)
<i>Bacillus cereus</i> S5	662	(89)
<i>Streptomyces lunalinharesii</i>	195	(84)
<i>Caulobacter crescentus</i> JS4022/p723	142	(65)
<i>Corynebacterium glutamicum</i>	391	(47)
<i>Pantoea</i> TEM18	462	(62)
<i>Brevundimonas</i> ZF12	435	(49)
<i>Lactarius scrobiculatus</i>	472	(3)
<i>Escherichia coli</i> JM109	560	(16)
<i>Pseudomonas sp.</i>	2473	(97)
<i>Staphylococcus xylosus</i>	2224	
<i>Enterobacter</i> J1	409	(46)
<i>Brevibacterium jeotgali</i> U3	1138	(24)

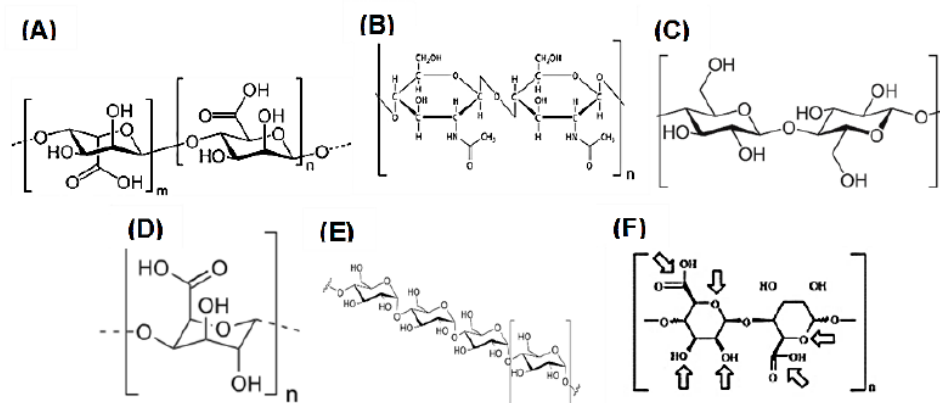
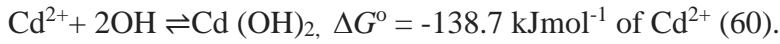


Figure 1 Chemical structures of (A) alginate (4), (B) chitin (75), (C) cellulose (55), (D) pectin (54). (E) Polysaccharides (7) and (F) possible Cd binding sites on functional groups.

Cellulose or hemicelluloses makes up 20 – 30 % of the dry biomass of plants, while pectin contributes more than 30% (Figure 1D). The main property of pectin enables it to adsorb ions, and Cd is less powerfully bound to pectin. The limited number of yeasts that have been investigated show a relatively low biosorption capacity (<10 nmol Cd/g biomass) compared to algae, fungi, and bacteria. Polysaccharides ($C_6H_{10}O_5$) (Figure 1E) are the main component of their cell walls, and these contain molecules of alkali-insoluble β -glucans, mannan, alkali-soluble β -glucans and minor chitin, providing the groups to bind with Cd ions (Figure 1F).

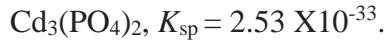
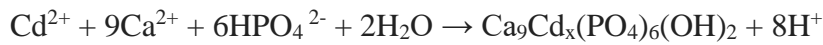
Electrochemical technique: The electrochemical technique involves using an electrode for the collection of the Cd ions by applying low electricity or potential gradient into the groundwater zone. There are four methods involved in the electrochemical technique: electro-osmosis; diffusion; electrophoresis, and electro-migration. Electro-migration is reported as the primary electrochemical technique for Cd treatment due to the transfer efficiency of Cd ions towards the anode, which has a negative charge, OH^- . The electro-migration technique involves the gradual movement of Cd ions and electrons in a conductor or electrolyte due to the momentum transfer caused by an electric field between electrodes. The efficacy of this reaction depends on the pH. Under acidic conditions, the H^+ increases, and the cadmium speciation is dominated by the Cd^{2+} ion in solution, which readily transfers toward the anode (23).

Precipitation technique: The precipitation technique is a common technique used to treat Cd contaminated groundwater due to its high efficiency of removal. This is a chemical process that involves the creation of a solid mineral or oxide by controlling the Cd solubility through the addition of chemical precipitants. The efficiency of this technique in the precipitation of Cd is generally determined by the solubility constant (K_{sp}), pH, and the presence of other substances. Groundwater is mostly anoxic, and its pH is 6 – 7. The change of pH is the most common procedure of modifying Cd solubility limits with the addition of alkali, such as quicklime (CaO), slaked lime ($Ca(OH)_2$) or limestone ($CaCO_3$). The reaction of precipitation is reversible, as shown in the following reaction:

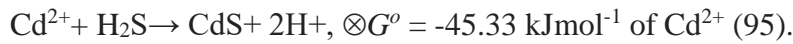


This formation of cadmium hydroxides at $\text{pH} \geq 10$ occurs with a K_{sp} of 7.2×10^{-15} , lower than the K_{sp} of CdCO_3 (1.0×10^{-12}) (65). The addition of limestone or slaked lime was found to be very useful for Cd hydroxide precipitation at $\text{pH} 8.5$ (88). The reduction of $\text{pH} < 4$ remobilises the precipitated Cd.

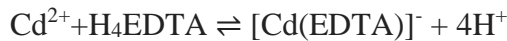
The presence of an additional ion was also found efficient for the precipitation of Cd. For example, high concentrations of calcium in the presence of Cd results in the precipitation of cadmium calcite. Calcium minerals, such as hydroxyapatite ($\text{Ca}_{10}(\text{PO}_4)_6(\text{OH})_2$), have also been used for the precipitation of Cd (52). As a result of this, the mechanism of cadmium precipitation consequences from the formation of hydroxypyromorphite [$\text{Cd}_{10}(\text{PO}_4)_6(\text{OH})_2$] as shown in the following reaction:



Similarly, the precipitation of Cd as cadmium sulphide (CdS) has shown reasonable precipitation rates due to the K_{sp} of CdS is 1×10^{-28} (74). Sulfide minerals, such as pyrite (FeS_2), have been used for precipitation of cadmium due to the formation of CdS , as shown in the following reaction:



This reaction occurs at relatively low pH ($3 \leq 6$) due to the generation of H_2S . Alternatively, chelating precipitants such as potassium/sodium thiocarbonate, trimercaptotriazin, and sodium dimethyldithiocarbamate have been used to precipitate Cd from water at low pH (3.5-4.5) (69). (68) used EDTA, nitrilotriacetic acid (NTA), citric acid and H_2S , and an *S*-isomer of ethylenediamine succinic acid ([S-S]-EDDS) to precipitate Cd. The mechanism for Cd precipitation results from the formation of a Cd complex, for example, $\text{Cd}(\text{EDTA})$, as shown in the following reaction:

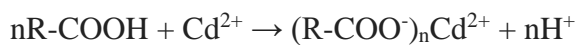
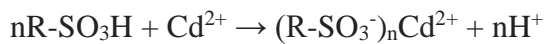


$\text{Cd}(\text{EDTA})$ is a stable complex with $\log K = 5.93$ (56), and is readily soluble, preventing Cd precipitation. This is also the case for precipitation of Cd in groundwater due to complex formation with ligands, which are naturally present in the groundwater. These include chloride, sulfate, carbonate, and bisulfide anions, have relatively high stability constants with Cd ($\log K$: 1.98, 3.5, 6.4, and 20.9, respectively) (74) and may be present at sufficient concentrations.

Ion exchange technique: Since The ion exchange technique involves exchanging cations (e.g., Cd^{2+}) in the electrolyte solution with cations (e.g., H^+) at an insoluble electrolyte in the solid (resin) component, which fills the column reactor (1) and provides a polyanion surface. Resins may be natural, such as inorganic zeolites, or synthesised, organic resins, such as

dolomite, amberlite IR120, amberlite IRC 718, and dowex 50 W. Artificial resins are the most common type used, due to their optimised characteristics for particular applications. In this technique, two mechanisms could occur, firstly exchange of Cd^{2+} from the water with the cations bound to the polyanions, and secondly, the coordination between Cd^{2+} with functional groups (hydroxyl groups) of the polyanions. These mechanisms are affected by the Cd solubility, where Cd^{2+} is the species that can be exchanged or coordinated by polyanions, compared with other species of Cd, due to its high affinity (11). The cadmium exchange efficiencies of different solid polyanions vary depending on their acidic ability, resulting from varied acid groups. The stronger or weaker properties of the functional group of polyanions are determined by their acid dissociation constant (pK_a). If the functional group has a strong pK_a , it is referred to as a strong ion exchange polyanion, while if it has a weak pK_a , it is referred to as a weak ion exchange polyanion. The functional groups have been classified according to their pK_a from strong to weaker acid, such as hydrochloric acid ($\text{pK}_a = -8$), carboxylic acids ($\text{pK}_a = 5$), protonated amines ($\text{pK}_a = 10$), water ($\text{pK}_a = 14$), alkyne ($\text{pK}_a = 25$), amine ($\text{pK}_a = \sim 35$), and alkane ($\text{pK}_a = \sim 50$) (78).

The most common cation exchangers are strongly acidic resins with sulfonic acid groups (SO_3H) and weak acid resins with carboxylic acid groups (COOH). Hydrogen ions in the sulfonic group or carboxylic group of the resin can provide exchangeable ions for metal cations, as shown in the following reactions (34):



The pH of an aqueous solution affects the chemistry of Cd, the activity of the functional groups on the polyanions and the competition of Cd ions in the solution. Free Cd^{2+} ions dominate in the pH of the range of 4.5 to 5.5, and its solubility decreases significantly at a $\text{pH} > 7.5$ (82). The pH also affects the acidic properties of various functional groups on the polyanions, alkaline ligand groups, such as carboxyl, imidazole, phosphate, and amino groups (negative charge). At more acid pH, these alkaline ligand groups will combine with H^+ in a process called protonation, resulting in changing their charge, progressively, from negative, to neutral, and, in some instances, to positive. Therefore, (42) found that ion exchange enables the uptake of Cd from a solution at a low pH, mainly 3 to 4. The efficiency of the ion exchange process may be reduced due to the formation of competitive complexes on ion exchange resins. For example, in a study by (86), the resins duolite GT73 and amberlite IRC-748 were used in the remediation of cadmium-contaminated groundwater, the presence of high concentrations of elements, especially those responsible for hardness (magnesium, calcium, sodium, chloride, and potassium), in addition to organic matter, reduced the efficiency of the process.

Bioremediation technique: Bioremediation techniques utilise living organisms, such as microorganisms and plants, for the removal, transformation, or immobilisation of contaminants, such as hydrocarbons, agrochemicals, other organic toxicants or metals from soils or aquatic environments (19).

Bioremediation is an eco-friendly process through the use of materials and organisms that are not toxic or pathogenic. Plants and microorganisms have evolved different strategies to survive in environments that present stress factors (e.g., extremes of pH, salinity, temperature, desiccation, toxic substances, etc.). These include detoxifying mechanisms for metals, such as biosorption, bioaccumulation, biotransformation and biomineralisation, all of which can be utilised in bioremediation techniques (20, 25, 32, 33 and 36). Bioremediation (also known as bioremoval) efficiencies of organisms vary, depending on their detoxification mechanisms (e.g., active bioaccumulation or passive adsorption) and concentration or density of active sites or cells, which result in different affinities to Cd (73). As covered in the previous section, the biosorption capacity of microbial cells is afforded by their constituents being mainly polysaccharides, lipids and proteins, which provide functional groups for metal binding, such as carboxylate, hydroxyl, amino and phosphate groups (85).

The type of genus and species of the organism and their tolerant capacity are important parameters. For example, specific species that belong to the same family may have a different bioremoval efficiency, due to their different tolerant capacities, which result in different bioremoval mechanisms (59). The biomass concentration is an important factor in the process, which motivates bioremoval efficiency. Generally, it has been observed that the efficiency of Cd bioremediated by bacterial biomass from aqueous solutions was noticeably enhanced by increasing the amount of active biomass surface or binding sites, which available for Cd bioremoval (48).

In addition to the character and concentration of biomass, the characteristics and concentrations of Cd and the environmental conditions affect the bioremoval efficiency. The speciation of Cd, which depends on pH and other constituents in the water, is key to obtain the binding of Cd that leads to efficient bioremoval (88). The ionic strength of the water is the critical parameter influencing the Cd bioremediation process. At high ionic strengths, Cd tends to complex with anions and free Cd ions in solution, are rare; however, at lower ionic strength, this complex tends to dissociate due to an increase in their electrophoretic mobilities, providing free ions in solution (91). Similarly, environmental conditions, such as pH and temperature, are abiotic factors influencing the efficiency of the cadmium bioremediation process. The pH of an aqueous solution affects the chemistry of Cd, the activity of the functional groups on the biomass cell surfaces, and the competition of Cd ions in the solution. Cd is predominantly mobile (free ions, inorganic complexes) in the pH of the range of 4.5 to 5.5, and its solubility decreases at a pH > 7.5 (88). The pH also affects the acidic properties of various functional groups on the microorganism. Alkaline ligand groups, such as carboxyl, imidazole, phosphate, and amino groups (negative charge), which are on the microorganism cell wall, are more common. At more acid pH, these alkaline ligand groups will combine with hydrogen ions in a process called protonation, resulting in changing their charge, progressively, from negative, to neutral and, in some instances, to positive. The functional groups of the cell wall of *Shewanella putrefaciens* under different pH values are shown in Figure 2 (26).

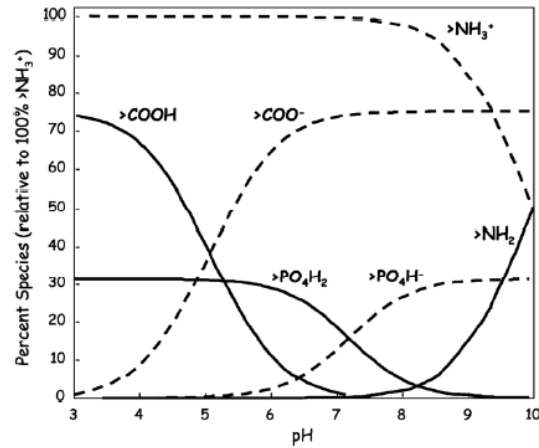


Figure 2 The relative proportion of species of the main functional groups of the wall in *Shewanella putrefaciens* at different pH values (26).

Usually, Cd bioremoval occurs under thermodynamic control (71), the nature of which depends on the type of binding between the Cd ions and other functional groups on the cell wall of the microorganism. Mainly, the interactions of Cd ions with carboxyl groups are endothermic, while the interactions with amine groups are exothermic. Therefore, high temperatures enhance the Cd bioremoval if the binding is endothermic. (93) reported that an increase in temperatures from 4.85, 14.85, and 24.85 to 39.85 °C increases Cd adsorption.

Advantages and disadvantages of some remediation technologies of cadmium from groundwater: The advantages and disadvantages of the techniques mentioned above are listed in Table 3 in order to assist the selection of a suitable technology for a groundwater remediation project. Bioremediation is a common remediation strategy used with low Cd concentrations due to the ability of the bacterial cells to bioremediate Cd.

Table 3 The advantages and disadvantages of some remediation technologies of cadmium removal.

Technique	Advantages	Disadvantages
Pump and treat	An efficient technique for removal of Cd-contaminated groundwater from the aquifer, controlling the spread of the contaminant.	It is an expensive technique due to the cost of the construction and operation and the combination with aboveground treatment techniques for the removal of Cd. Technique efficiency can be affected by the precipitation of other minerals in the withdrawal wells (12).
Permeable reactive barriers	Cost-effective subsurface barrier. Highly efficient technique.	The effectiveness of the reactive wall can be affected by constraints such as pH, minerals, in addition to biological activity (94).
Electrochemical technique	Efficient technique.	It is an expensive technique due to the cost of the construction and operation of the equipment. Its combination with below-ground treatment techniques for the removal of Cd. In order to solubilise the Cd hydroxide, the pH must be controlled, which adds more cost. It needs an electricity supply.
Adsorption	High Cd holding capacity. Cost-effective materials.	Desorption of Cd under high acidic conditions could happen, leading to the leaching of Cd.

		The Cd-loaded adsorbent is finally removed and landfilled, increasing the risk of hazard compounds in the environments. Adsorption efficiency decreases due to the blockage of the permeability of adsorbent materials by solids, which are present in the groundwater constituents, and possibly the biofilm formation (2).
Precipitation	The cost-effective technique for the removal of Cd at a high concentration. The stable technique for the removal. Efficient technique.	The not cost-effective technique for the removal of Cd at a low concentration It produces a waste product.
Technique	Advantages	Disadvantages
Ion exchange	A useful technique for the removal of Cd at low concentrations. A suitable technique for the final treatment after the application of other techniques.	Resins are expensive. Eventually, Cd-resins are disposed into landfills. Ion exchange efficiency can be affected by the high concentration of Ca ions in the water, resulting in increasing the ion exchange of Ca instead of Cd; therefore, it is not a suitable technique for removing Cd in hard water, groundwater (10).
Bioremediation	Cost-effective technology, simple to install and uses available biomaterials. Lowest energy requirement.	Immobilisation of biomaterials. The selective technique requires preliminary studies to confirm the applicability of biomaterials and is dependent on water conditions. Treatment is slow, requiring long term monitoring and maintenance. Biomaterials efficiency decreases due to the inhibition of biomaterials by certain chemicals. Require conditioning of conditions such as nutrient and pH. Desorption of the Cd under high acidic condition. Cd-loaded biomaterials are lastly removed and landfilled, increasing the risk of hazard compounds in the environments, depending on their hazard assessment (27)

Conclusion: Cadmium treatment is needed for water and more effective methods. Water treatment through physical, chemical, and biological techniques is an important aspect of water cleansing, and many studies have been undertaken to identify and develop treatment technologies. Cadmium is listed as a priority hazardous substance in the European Water Framework Directive and the health risks are associated with cadmium in groundwater. The cadmium mobility increased with the decrease of groundwater pH, while the hardness and salinity cause the cadmium immobilisation. Depending on the composition of the groundwater, free Cd²⁺ comprises 55 % to 90 % of the total soluble Cd, while the remaining forms of Cd are inorganic complexes. Cadmium is a non-essential element for life, and it is toxic to *Homo Sapiens*. The United States Environmental Protection Agency (US EPA) and the International Agency for Research on Cancer (IARC) classified some elements, including Cd, As, Hg, and Pb, as human carcinogens. Furthermore, chronic exposure to low levels of Cd is associated with several diseases.

Reference

- 1- Al Sadat Shafiof, M., Nezamzadeh-Ejehieh, A. (2020) 'A comprehensive study on the removal of Cd (II) from aqueous solution on a novel pentetic acid-clinoptilolite nanoparticles adsorbent: Experimental design, kinetic and thermodynamic aspects'. *Solid State Sci*, 99: 106071.
- 2- Al-Rashdi, B., Somerfield, C., Hilal, N. (2011) 'Heavy metals removal using adsorption and nanofiltration techniques'. *Sep Purif Rev*, 40: 209-259.
- 3- Anayurt, R. A., Sari, A., Tuzen, M. (2009). 'Equilibrium, thermodynamic and kinetic studies on biosorption of Pb (II) and Cd (II) from aqueous solution by macrofungus (*Lactarius scrobiculatus*) biomass'. *Chem Eng J*, 151: 255-261.
- 4- António, D. C., Cascio, C., Gilliland, D., Nogueira, A. J., Rossi, F., Calzolari, L. (2016). 'Characterization of silver nanoparticles-alginate complexes by combined size separation and size measurement techniques'. *Biointerphases*, 11:04B309.
- 5- Arica, M. Y., Kacar, Y., Genç, Ö. (2001). 'Entrapment of white-rot fungus *Trametes versicolor* in Ca-alginate beads: preparation and biosorption kinetic analysis for cadmium removal from an aqueous solution'. *Bioresour tech*, 80: 121-129.
- 6- Asokbunyarat, V., Lens, P. N., Annachhatre, A. P. (2017). 'Permeable Reactive Barriers for Heavy Metal Removal', *Sustainable Heavy Metal Remediation*. Springer: 65-100.
- 7- Aspinall, G. O. (2014) *The polysaccharides*. Academic Press.
- 8- Azouaou, N., Sadaoui, Z., Mokaddem, H. (2008). 'Removal of cadmium from aqueous solution by adsorption on vegetable wastes'. *Applied Sci*, 8: 4638-4643.
- 9- Bayramoglu, G., Denizli, A., Bektas, S., Arica, M. Y. (2002). 'Entrapment of *Lentinus sajorcaju* into Ca-alginate gel beads for removal of Cd (II) ions from aqueous solution: preparation and biosorption kinetics analysis'. *Microchem J*, 72: 63-76.
- 10- Bedessem, J., Cardoso, A., Darby, J., Forbort, J., Henderson, T., May, W., Molnaa, B., Nair, V., Spooner, C., Suarez, G. (2009). *In: Evan K. Nyer (ed)*. Groundwater treatment technology, J. Wiley & Son.
- 11- Boparai, H. K., Joseph, M., O'Carroll, D. M. (2013). 'Cadmium (Cd 2+) removal by nano zerovalent iron: surface analysis, effects of solution chemistry and surface complexation modeling'. *Environ Sci Pollut Res*, 20: 6210-6221.
- 12- Brusseau, M. L. (2019). 'Soil and groundwater remediation', *Environmental and Pollution Science*. Elsevier: 329-354.
- 13- Bulut, Y. (2007). 'Removal of heavy metals from aqueous solution by sawdust adsorption'. *J Environ Sci*, 19:160-166.
- 14- Chen, B.-Y., Chen, C.-Y., Guo, W.-Q., Chang, H.-W., Chen, W.-M., Lee, D.-J., Huang, C.-C., Ren, N.-Q., Chang, J.-S. (2014). 'Fixed-bed biosorption of cadmium using immobilized *Scenedesmus obliquus* CNW-N cells on loofa (*Luffa cylindrica*) sponge'. *Bioresour. Technol*, 160: 175-201.
- 15- Costa, F., Tavares, T. (2016). 'Biosorption of nickel and cadmium in the presence of diethylketone by a *Streptococcus equisimilis* biofilm supported on vermiculite'. *Int Biodeterior Biodegradation*, 115:119-132.
- 16- Deng, X., Yi, X., Liu, G. (2007). 'Cadmium removal from aqueous solution by gene-modified *Escherichia coli* JM109'. *J Hazard Mater*, 139: 340-344.

- 17- Dirbaz, M. Roosta, A. (2018). 'Adsorption, kinetic and thermodynamic studies for the biosorption of cadmium onto microalgae *Parachlorella* sp'. J Environ Chem Eng: 2302-2309.
- 18- Dirbaz, M., Roosta, A. (2018). 'Adsorption, kinetic and thermodynamic studies for the biosorption of cadmium onto microalgae *Parachlorella* sp'. J Environ Chem Eng: 2302-2309.
- 19- Dixit, R., Malaviya, D., Pandiyan, K., Singh, U., Sahu, A., Shukla, R., Singh, B., Rai, J., Sharma, P., Lade, H. (2015). 'Bioremediation of heavy metals from soil and aquatic environment: an overview of principles and criteria of fundamental processes'. Sustainability, 7: 2189-2212.
- 20- Dixit, R., Malaviya, D., Pandiyan, K., Singh, U., Sahu, A., Shukla, R., Singh, B., Rai, J., Sharma, P., Lade, H. (2015). 'Bioremediation of heavy metals from soil and aquatic environment: an overview of principles and criteria of fundamental processes'. Sustainability, 7: 2189-2212.
- 21- Fetter, C.W. (1999). Contaminant hydrogeology. 2. edition. United States.
- 22- Fu, F., Wang, Q. (2011). 'Removal of heavy metal ions from wastewaters: a review'. J Environ Manage, 92:407-418.
- 23- Grau, J. M., Bisang, J. M. (2001). 'Electrochemical removal of cadmium using a batch undivided reactor with a rotating cylinder electrode'. J. Chem Technol Biotechnol, 76: 161-168.
- 24- Green-Ruiz, C., Rodriguez-Tirado, V., Gomez-Gil, B. (2008). 'Cadmium and zinc removal from aqueous solutions by *Bacillus jeotgali*: pH, salinity and temperature effects'. Bioresour Technol, 99: 3864-3870.
- 25- Gupta, C., Prakash, D. (2020). 'Novel bioremediation methods in waste management: Novel bioremediation methods', *Waste Management: Concepts, Methodologies, Tools, and Applications*. IGI Global: 1627-1643.
- 26- Haas, J. R., Dichristina, T. J., Wade Jr, R. (2001). 'Thermodynamics of U (VI) sorption onto *Shewanellaputrefaciens*'. Chem Geol, 180: 33-54.
- 27- Henderson, A. D., Demond, A. H. (2007). 'Long-term performance of zero-valent iron permeable reactive barriers: a critical review' Environ Eng Sci, 24: 401-423.
- 28- Hossain, A., Bhattacharyya, S. R., Aditya, G. (2015). 'Biosorption of cadmium from aqueous solution by shell dust of the freshwater snail *Lymnaea luteola*'. Environ Technol and Innovation, 4: 82-91.
- 29- Huang, F., Dang, Z., Guo, C.-L., Lu, G.-N., Gu, R. R., Liu, H.-J., Zhang, H. (2013) 'Biosorption of Cd (II) by live and dead cells of *Bacillus cereus* RC-1 isolated from cadmium-contaminated soil'. Colloids Surf B, 107:11-20.
- 30- Jaafari, J., Yaghmaeian, K. (2019). 'Optimization of heavy metal biosorption onto freshwater algae (*Chlorella coloniales*) using response surface methodology (RSM)'. Chemosphere, 217: 447-455.
- 31- Jain, S., Arnepalli, D. (2019). 'Biomineralisation as a remediation technique: A critical review', *Geotechnical Characterisation and Geoenvironmental Engineering*. Springer: 155-162.
- 32- Jebri, N. M. T. (2020). 'In Vitro Bioremediation: A Development Process of Cadmium and Mercury Removal by Environmental Biotechnologies of UV-Mutated

- Escherichia coli* K12 and *Bacillus subtilis* 168". *Journal of Baghdad Sci*, 17 (1 (Suppl.): 0244-0244.
- 33- Jebiril, N. M. T., (2020). "Systems biology design of the microbe toward the bioremediation of cadmium: a review." *International Journal of Psychosocial Rehabilitation*" (24), 8: 160-174.
- 34- Jebiril, N., Boden R. and Braungardt C. (2021). "Cadmium Removal with Mutant *Brevibacillus Agri* C15 Cd r Entrapped in Calcium Alginate Gel: a New Process." *IOP Conference Series. Earth and Environmental Science*, 761, (1): 012028, IOP Publishing.
- 35- Jebiril, N., Boden R. and Braungardt C. (2022). "Cadmium resistant bacteria mediated cadmium removal: a systematic review on resistance, mechanism and bioremediation approaches." *IOP Conference Series: Earth and Environmental Science*.1002. (1): 012006, IOP Publishing.
- 36- Jebiril. N.M.T (2020). "Novel use of XRF in the adsorption processes for the direct analysis of cadmium and silver in absorbent Na-alginate beads". *Journal of Baghdad Sci.*, 17: 1139.
- 37- Kadirvelu, K., Namasivayam, C. (2003). 'Activated carbon from coconut *coirpith* as metal adsorbent: adsorption of Cd (II) from aqueous solution'. *Adv. Environ. Res*, 7: 471-478.
- 38- Kaewsarn, P., Yu, Q. (2001). 'Cadmium (II) removal from aqueous solutions by pre-treated biomass of marine alga *Padina* sp'. *Environ Pollut*, 112:209-213.
- 39- Katircioğlu, H., Aslım, B., Türker, A. R., Atıcı, T., Beyatlı, Y. (2008). 'Removal of cadmium (II) ion from aqueous system by dry biomass, immobilized live and heat-inactivated *Oscillatoria* sp. H1 isolated from freshwater (Mogan Lake)'. *Bioresour Technol*, 99: 4185-4191.
- 40- Kazemipour, M., Ansari, M., Tajrobehkar, S., Majdzadeh, M., Kermani, H. R. (2008). 'Removal of lead, cadmium, zinc, and copper from industrial wastewater by carbon developed from walnut, hazelnut, almond, pistachio shell, and apricot stone'. *J Hazard Mater*, 150: 322-327.
- 41- Khan, Z., Rehman, A., Hussain, S. Z., Nisar, M. A., Zulfiqar, S., Shakoori, A. R. (2016). 'Cadmium resistance and uptake by bacterium, *Salmonella enterica* 43C, isolated from industrial effluent'. *AMB Express*, 6: 54-64.
- 42- Kocaoba, S. (2007). 'Comparison of Amberlite IR 120 and dolomite's performances for removal of heavy metals'. *J Hazard Mater*, 147: 488-496.
- 43- Leyva-Ramos, R., Bernal-Jacome, L., Acosta-Rodriguez, I. (2005). 'Adsorption of cadmium (II) from aqueous solution on natural and oxidized corncob'. *Sep Purif Technol*, 45: 41-49.
- 44- Li, Y.-H., Wang, S., Luan, Z., Ding, J., Xu, C. & Wu, D. (2003) 'Adsorption of cadmium (II) from aqueous solution by surface oxidized carbon nanotubes'. *Carbon*, 41: 1057-1062.
- 45- Li, Z., & Zhou, L. (2010). Cadmium transport mediated by soil colloid and dissolved organic matter: a field study. *Journal of Environmental Sciences*, 22(1), 106-115.

- 46- Lu, W.-B., Shi, J.-J., Wang, C.-H. and Chang, J.-S. (2006) 'Biosorption of lead, copper and cadmium by an indigenous isolate *Enterobacter* sp. J1 possessing high heavy-metal resistance'. J Hazard Mater, 134: 80-86.
- 47- Mao, J., Won, S. W., Yun, Y.-S. (2013) 'Development of poly (acrylic acid)-modified bacterial biomass as a high-performance biosorbent for removal of Cd (II) from aqueous solution'. Ind Eng Chem Res, 52: 6446-6452.
- 48- Marques, P., Pinheiro, H. M., Rosa, M. F. (2007). 'Cd (II) removal from aqueous solution by immobilised waste brewery yeast in fixed-bed and airlift reactors'. Desalination, 214: 343-351.
- 49- Masoudzadeh, N., Zakeri, F., bagheri Lotfabad, T., Sharafi, H., Masoomi, F., Zahiri, H. S., Ahmadian, G., Noghabi, K. A. (2011) 'Biosorption of cadmium by *Brevundimonas* sp. ZF12 strain, a novel biosorbent isolated from hot-spring waters in high background radiation areas'. J Hazard Mater, 197: 190-198.
- 50- Massaccesi, G., Romero, M. C., Cazau, M. C., Bucszinsky, A. M. (2002). 'Cadmium removal capacities of filamentous soil fungi isolated from industrially polluted sediments, in La Plata (Argentina)'. World J Microbiol Biotechnol, 18: 817-820.
- 51- Matlock, M. M., Henke, K. R., Atwood, D. A. (2002). 'Effectiveness of commercial reagents for heavy metal removal from water with new insights for future chelate designs'. J Hazard Mater, 92:129-142.
- 52- Mobasherpour, I., Salahi, E., Pazouki, M. (2011). 'Removal of divalent cadmium cations by means of synthetic nano crystallite hydroxyapatite'. Desalination, 266:142-148.
- 53- Mohan, D., Singh, K. P. (2002). 'Single-and multi-component adsorption of cadmium and zinc using activated carbon derived from bagasse: an agricultural waste'. Water Res, 36: 2304-2318.
- 54- Mohnen, D. (2008) 'Pectin structure and biosynthesis'. Curr Opin Plant Biol, 11: 266-277.
- 55- Moon, R. J., Martini, A., Nairn, J., Simonsen, J., Youngblood, J. (2011). 'Cellulose nanomaterials review: structure, properties and nanocomposites'. Chem Soc Rev, 40: 3941-3994.
- 56- Munataka, M., Kitagawa, S., Yagi, F. (1986). 'Cadmium-113 NMR of cadmium (II) complexes with ligands containing N-donor atoms. Dependence of the chemical shift upon the ligand basicity, chelate ring size, counteranion, and cadmium concentration'. Inorg Chem, 25:964-970.
- 57- Naddafi, K., Nabizadeh, R., Saeedi, R., Mahvi, A. H., Vaezi, F., Yaghmaeian, K., Ghasri, A., Nazmara, S. (2007). 'Biosorption of lead (II) and cadmium (II) by protonated *Sargassum glaucescens* biomass in a continuous packed bed column'. J Hazard Mater, 147: 785-791.
- 58- Nagy, B., Măicăneanu, A., Indolean, C., Mânzatu, C., Silaghi-Dumitrescu, L., Majdik, C. (2014). 'Comparative study of Cd (II) biosorption on cultivated *Agaricus bisporus* and wild *Lactarius piperatus* based biocomposites. Linear and nonlinear equilibrium modelling and kinetics'. J Taiwan Inst Chem Eng, 45: 921-929.

- 59- Nanda, M., Kumar, V., Sharma, D. (2019). 'Multimetal tolerance mechanisms in bacteria: The resistance strategies acquired by bacteria that can be exploited to 'clean-up' heavy metals contaminants from water'. *Aquat Toxicol*, 212: 1-10.
- 60- Nouri, L., Ghodbane, I., Hamdaoui, O., Chiha, M. (2007). 'Batch sorption dynamics and equilibrium for the removal of cadmium ions from aqueous phase using wheat bran'. *J Hazard Mater*, 149: 115-125.
- 61- Okinaka, Y. (1985). 'Standard Potentials in Aqueous Solution'. M. Dekker, Bard, AJ.
- 62- Ozdemir, G., Ceyhan, N., Ozturk, T., Akirmak, F., Cosar, T. (2004). 'Biosorption of chromium (VI), cadmium (II) and copper (II) by *Pantoea* sp. TEM18'. *Chem Eng J.*, 102: 249-253.
- 63- Pakshirajan, K., Swaminathan, T. (2006). 'Continuous biosorption of Pb, Cu, and Cd by *Phanerochaete chrysosporium* in a packed column reactor'. *Soil Sediment Contam*, 15: 187-197.
- 64- Pardo, R., Herguedas, M., Barrado, E., Vega, M. (2003). 'Biosorption of cadmium, copper, lead and zinc by inactive biomass of *Pseudomonas putida*'. *Anal Bioanal Chem*, 376: 26-32.
- 65- Patel, J., Zhang, Q., McKay, R. M. L., Vincent, R., Xu, Z. (2010). 'Genetic engineering of *Caulobacter crescentus* for removal of cadmium from water' *Appl Biochem Biotechnol*, 160: 232-243.
- 66- Pérez-Rama, M., Alonso, J. A., López, C. H., Vaamonde, E. T. (2002). 'Cadmium removal by living cells of the marine microalga *Tetraselmis suecica*'. *Bioresour. Technol*, 84: 265-270.
- 67- Philp, J. C., Atlas, R. M. (2005). 'Bioremediation of contaminated soils and aquifers', *Bioremediation*. MBio:139-236.
- 68- Polettini, A., Pomi, R., Rolle, E., Ceremigna, D., De Propriis, L., Gabellini, M., Tornato, A. (2006). 'A kinetic study of chelant-assisted remediation of contaminated dredged sediment'. *J Hazard Mater*, 137: 1458-1465.
- 69- Rajesh, V., Kumar, A. S. K., Rajesh, N. (2014) 'Biosorption of cadmium using a novel bacterium isolated from an electronic industry effluent'. *Chem Eng J*, 235: 176-205.
- 70- Rangsayatorn, N., Pokethitiyook, P., Upatham, E., Lanza, G. (2004) 'Cadmium biosorption by cells of *Spirulina platensis* TISTR 8217 immobilized in alginate and silica gel'. *Envi. I*, 30: 57-63.
- 71- Rao, K. S., Anand, S., Venkateswarlu, P. (2010). 'Adsorption of cadmium (II) ions from aqueous solution by *Tectona grandis* LF (teak leaves powder)'. *Bio Resources*, 5: 438-454.
- 72- Rao, M. M., Ramesh, A., Rao, G. P. C., Seshaiyah, K. (2006). 'Removal of copper and cadmium from the aqueous solutions by activated carbon derived from *Ceiba pentandra* hulls'. *J Hazard Mater*, 129: 123-129.
- 73- Romera, E., González, F., Ballester, A., Blázquez, M., Muñoz, J. (2007). 'Comparative study of biosorption of heavy metals using different types of algae'. *Bioresour Technol*, 98: 3344-3353.

- 74- Rumble, J. R. (2018) 'Solubility product constants of inorganic salts'. CRC Handbook of Chemistry and Physics, 99th ed. Taylor & Francis Group, 5-208-209.
- 75- Salvadori, M. R., Ando, R. A., do Nascimento, C. A. O., Corrêa, B. (2014). 'Intracellular biosynthesis and removal of copper nanoparticles by dead biomass of yeast isolated from the wastewater of a mine in the Brazilian Amazonia'. PloS one, 9: e87968.
- 76- Sartape, A. S., Mandhare, A. M., Salvi, P. P., Pawar, D. K., Kolekar, S. S. (2013). 'Kinetic and equilibrium studies of the adsorption of Cd (II) from aqueous solutions by wood apple shell activated carbon'. Desalination Water Treat, 51: 4638-4650.
- 77- Sepa, U., Oswer, D. (2001). Groundwater pump and treat systems: Summary of selected cost and performance information at superfund-financed sites. EPA 542-R-01-021b.
- 78- Shriver, D.F; Atkins, P.W. (1999). *Inorganic Chemistry* (3rd ed.). Oxford University Press.
- 79- Soto-Hidalgo, K. T., Cabrera, C. R. (2018). 'Nanoscale Zero Valent Iron for Environmental Cadmium Metal Treatment', Green Chemistry. InTech.
- 80- Sun, G., Shi, W. (1998). 'Sunflower stalks as adsorbents for the removal of metal ions from wastewater'. Ind Eng Chem Res, 37 (4): 1324-1328.
- 81- Tao, H. C., Li, P. S., Liu, Q. S., Su, J., Qiu, G. Y., Li, Z. G. (2016). 'Surface-engineered *Saccharomyces cerevisiae* cells displaying redesigned CadR for enhancement of adsorption of cadmium (II)'. *J Chem Technol Bio*, 91: 1889-2095.
- 82- Taty-Costodes, V. C., Fauduet, H., Porte, C., Delacroix, A. (2003). 'Removal of Cd (II) and Pb (II) ions, from aqueous solutions, by adsorption onto sawdust of *Pinus sylvestris*'. *J Hazard Mater*, 105: 121-142.
- 83- Taty-Costodes, V. C., Fauduet, H., Porte, C., Delacroix, A. (2003). 'Removal of Cd (II) and Pb (II) ions, from aqueous solutions, by adsorption onto sawdust of *Pinus sylvestris*'. *J Hazard Mater*, 105: 121-142.
- 84- Veneu, D. M., Pino, G. A., Torem, M. L., Saint'Pierre, T. D. (2012). 'Biosorptive removal of cadmium from aqueous solutions using a *Streptomyces lunalinharesii* strain'. *Min Eng*, 29:112-120.
- 85- Vijayaraghavan, K., Balasubramanian, R. (2015). 'Is biosorption suitable for decontamination of metal-bearing wastewaters? A critical review on the state-of-the-art of biosorption processes and future directions'. *J Environ Manage*, 160: 283-296.
- 86- Vilensky, M. Y., Berkowitz, B., Warshawsky, A. (2002). 'In situ remediation of groundwater contaminated by heavy-and transition-metal ions by selective ion-exchange methods'. *Environ Sci Technol*, 36: 1851-1855.
- 87- Wang, F. Y., Wang, H., Ma, J. W. (2010). 'Adsorption of cadmium (II) ions from aqueous solution by a new low-cost adsorbent—Bamboo charcoal'. *J Hazard Mater*, 177: 300-306.
- 88- Wang, L. K., Vaccari, D. A., Li, Y., Shammass, N. K. (2005). 'Chemical precipitation', *Physicochemical treatment processes*. Springer: 141-197.

- 89- Wu, H., Wu, Q., Wu, G., Gu, Q., Wei, L. (2016) 'Cd-resistant strains of *B. cereus* S5 with endurance capacity and their capacities for cadmium removal from cadmium-polluted water'. PloS one, 11: e0151479.
- 90- Yan, G. and Viraraghavan, T. (2003). 'Heavy-metal removal from aqueous solution by fungus *Mucor rouxii*'. Water Res, 37: 4486-4496.
- 91- Yee, N., Fowle, D. A., Ferris, F. G. (2004). 'A Donnan potential model for metal sorption onto *Bacillus subtilis*'. Geochim Cosmochim Acta, 68: 3657-3664.
- 92- Yilmaz, E. I., Ensari, N. (2005) 'Cadmium biosorption by *Bacillus circulans* strain EB1'. World J Microbiol Biotechnol, 21: 777-779.
- 93- Yu, G., Saha, U., Kozak, L., Huang, P. (2006). 'Kinetics of cadmium adsorption on aluminum precipitation products formed under the influence of tannate'. Geochim Cosmochim Acta, 70: 5134-5145.
- 94- Zhang, C., Tao, Y., Li, S., Ke, T., Wang, P., Wei, S., Chen, L. (2019). 'Bioremediation of cadmium-trichlorfon co-contaminated soil by Indian mustard (*Brassica juncea*) associated with the trichlorfon-degrading microbe *Aspergillus sydowii*: Related physiological responses and soil enzyme activities'. Ecotoxicol Environ Saf, 1097:1-8.
- 95- Zhdanov, S. I. (1985). 'Sulfur, Selenium, Tellurium, and Polonium', In: AJ Bard, R. Parsons and J. Jordan (eds.) Standard potentials in aqueous solution, Dekker, New York:93-126.
- 96- Zheng, L., Dang, Z., Yi, X., Zhang, H. (2010). 'Equilibrium and kinetic studies of adsorption of Cd (II) from aqueous solution using modified corn stalk'. J Hazard Mater, 176: 650-656.
- 97- Ziagova, M., Dimitriadis, G., Aslanidou, D., Papaioannou, X., Tzannetaki, E. L., Liakopoulou-Kyriakides, M. (2007). 'Comparative study of Cd (II) and Cr (VI) biosorption on *Staphylococcus xylosus* and *Pseudomonas* sp. in single and binary mixtures'. Bioresour Technol, 98: 2859-2865.